

## Glossary of Terms

---

# GLOSSARY OF TERMS

<b>Aftermarket Part</b>	A part replacing or used in addition to the original equipment part. Aftermarket parts are not limited to providing the same function as their original equipment counterparts.
<b>Ambulance</b>	A properly licensed and equipped emergency vehicle normally noted as a rescue vehicle, or ambulance. Said vehicle will be fully equipped to include basic life support equipment and personnel trained in the use of said equipment.
<b>Bond Flange</b>	The bond flange is the overlapping/mating section where the deck (upper) and the hull (lower) portions are joined.
<b>Buoy</b>	A floating object anchored in the water to mark the course.
<b>Competitor</b>	An IJSBA member who has fulfilled all necessary requirements to participate in an event and who is present at the event for the purpose of participating (also <b>Entrant, Participant, Racer, Rider</b> ).
<b>Course Marshal</b>	Helps the Race Director control the race and assists stopped riders on the course. Most often is positioned on the course perimeter riding a watercraft.
<b>Deck</b>	The upper structural body of the watercraft located above (and including) the upper bond flange.
<b>DNR</b>	Did Not Race. Official classification of an entered rider who does not start an event or, in closed course competition, does not complete one lap.
<b>Entrant</b>	See <b>Competitor</b> .
<b>Fuel Injection</b>	Any system that does not depend solely on the engine's vacuum to induct fuel into the engine will be considered a fuel-injection system.
<b>Homologation</b>	The process of officially approving or allowing a component or watercraft to compete in IJSBA events.
<b>HIN</b>	Hull Identification Number. A unique serial number generated by the manufacturer and affixed to each watercraft.
<b>Hull</b>	The lower structural body of the watercraft located below (and including) the lower bond flange.
<b>LCQ</b>	Last Chance Qualifier. A closed course event that generally follows a heat race and is used to complete the starting field for a final or semi-final.
<b>Member</b>	A person belonging to the IJSBA holding a valid and proper member card.

## ***Glossary of Terms***

---


<b><i>Moto Scoring</i></b>	One of two races where the finishing positions are used to award championship or series points under the Moto Scoring system (see sections 17.8.8, pg. 54).
<b><i>Official</i></b>	A person who supervises a race.
<b><i>Original Equipment</i></b>	Parts that were installed on each model of watercraft at the time of manufacture (a.k.a. <b><i>OE</i></b> or <b><i>OEM.</i></b> )
<b><i>Owner</i></b>	The person named on the title of the watercraft.
<b><i>Participant</i></b>	See <b><i>Competitor.</i></b>
<b><i>Participate</i></b>	To willfully take part in a race (also <b><i>Compete.</i></b> )
<b><i>PPD</i></b>	Personal Flotation Device. A device used to keep riders afloat, required in all forms of IJSBA activity.
<b><i>Pit Area</i></b>	Area used by riders and mechanics to make machine repairs, refuel and make rider changes.
<b><i>Pit Crew</i></b>	A rider support person or group that prepares and maintains the watercraft.
<b><i>Promoter</i></b>	A person or body controlling a facility where events are organized, promoted and staged.
<b><i>PWC</i></b>	Personal Watercraft: A vessel which uses an inboard motor powering a water jet pump as its primary source of motive power. Designed to be operated by a person sitting, standing or kneeling on the vessel rather than inside it.
<b><i>Race</i></b>	A contest of skill for watercraft and riders.
<b><i>Race Director</i></b>	The person responsible for the conduct of the race.
<b><i>Racer</i></b>	See <b><i>Competitor.</i></b>
<b><i>Replacement Part</i></b>	A non-original equipment part used to replace an original equipment part. Replacement parts are limited to providing only the dimensions, performance and function that their OEM counterparts provide.
<b><i>Replica</i></b>	A copy or duplicate.
<b><i>Rider</i></b>	See <b><i>Competitor.</i></b>
<b><i>Riding Platform</i></b>	The part of the watercraft where the rider stands or sits.
<b><i>Sanction</i></b>	An agreement between the IJSBA or IJSBA affiliate and a promoter that stipulates specific criteria to be met by the promoter in exchange for IJSBA support.
<b><i>Sponson</i></b>	A special surface which may be attached to the hull sides or transom for stability.  <b><i>Ski Division Only:</i></b> Sponsons may be attached to the hull sides, transom or inside the bond flange portion of the hull.

## **Glossary of Terms**

---

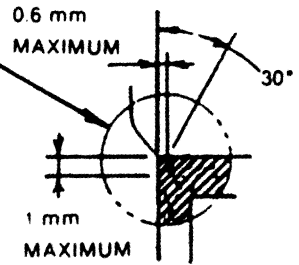
<b><i>Sponsor</i></b>	A person or group that provides support to a rider, promoter or association usually in exchange for promotion.
<b><i>Staging Area</i></b>	The place near the starting line where watercraft and riders wait for their scheduled race.
<b><i>Starter</i></b>	The person who officially gives the signal to begin the race.
<b><i>Starting Line</i></b>	A straight boundary, either real or imaginary, that denotes the beginning point of the race.
<b><i>Strake</i></b>	A well-defined angle (longitudinal step) usually added to deep-V hulls for a softer ride at high speeds.
<b><i>Technical Director</i></b>	The person who checks all competing watercraft for rules compliance and eligibility.
<b><i>Trim Tab</i></b>	An extension of the hull's planing surface. Trim tabs are attached to the transom of the hull and may be angled up or down to alter the running angle of the craft.

## Appendix—Port Chamfering



### SPECIFICATION FOR PORT CHAMFERING

FOR ALL INTAKE, EXHAUST,  
AND TRANSFER PORTS

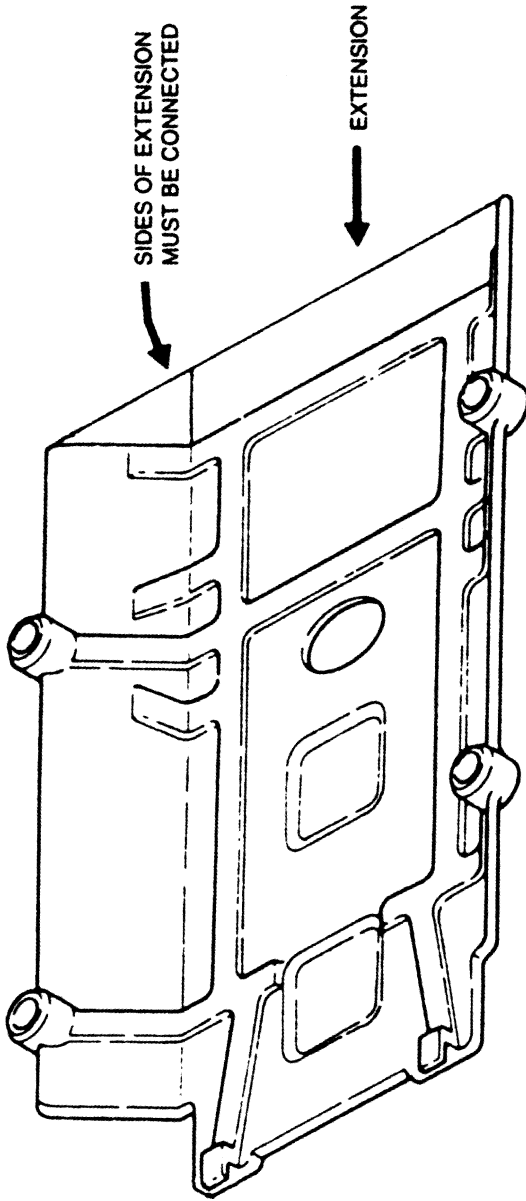


EXPLODED VIEW

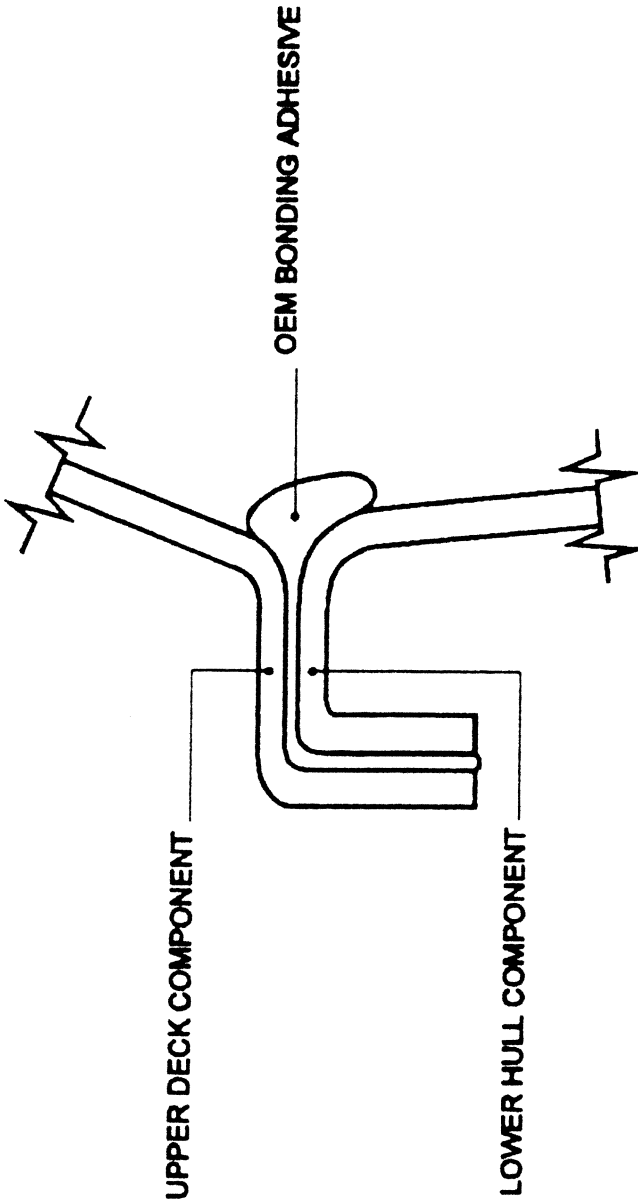
## PORT CHAMFERING

# Appendix—Pump Cover Plate

---



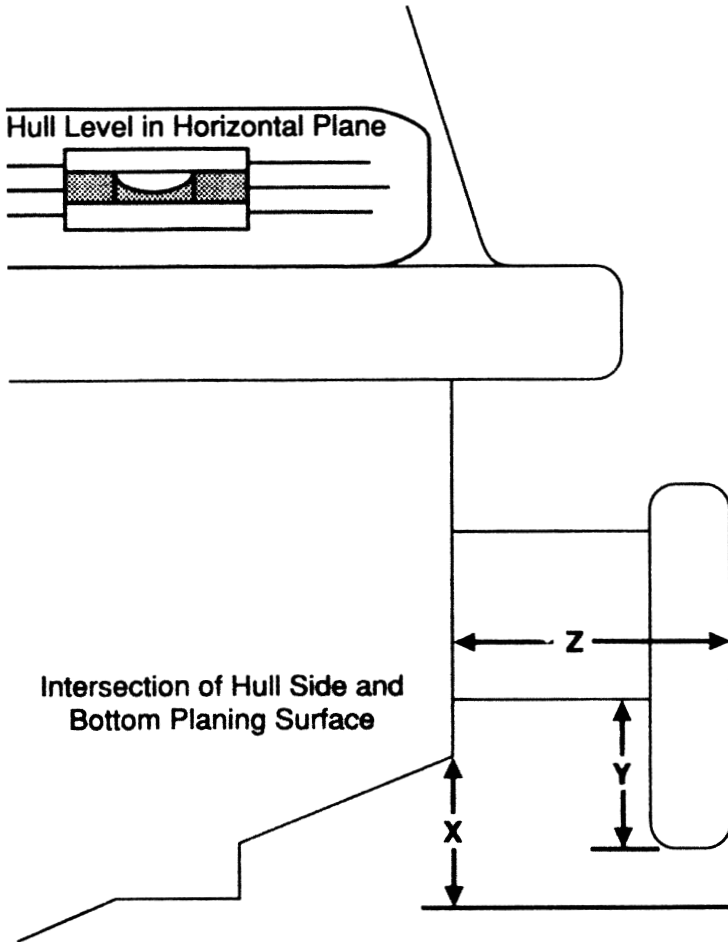
PUMP COVER PLATE EXTENSION



**OEM BOND FLANGE SECTION (BUMPER REMOVED)**

## Appendix—Sponsons

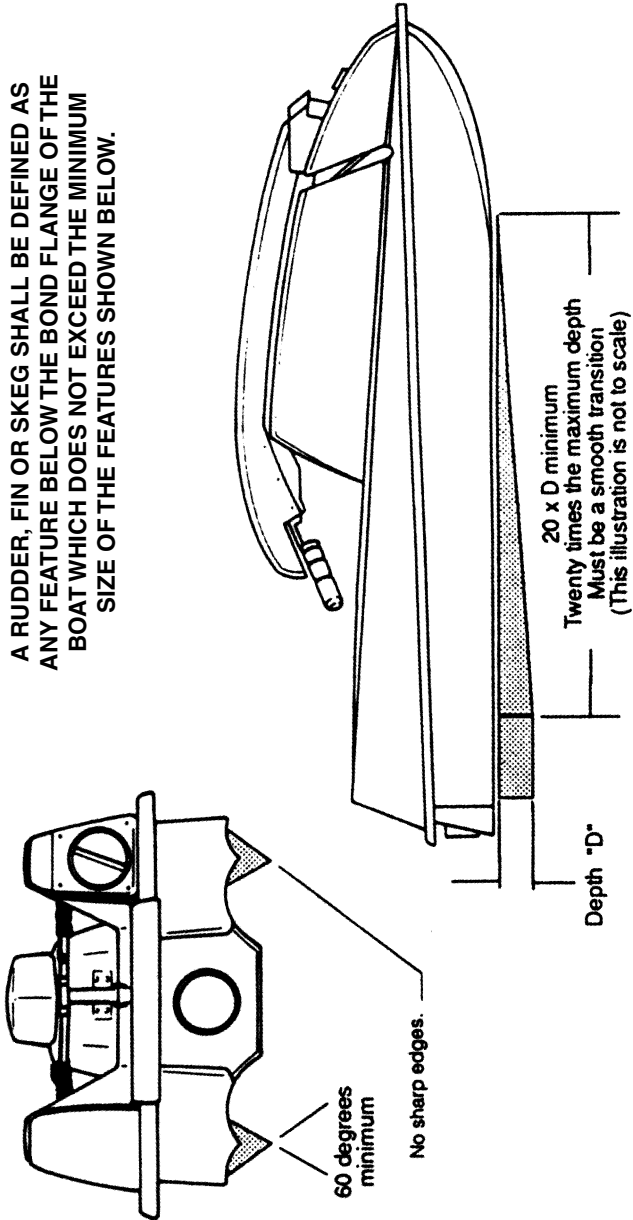
---



Dimensions **X** and **Y** not to exceed  
38.00mm (1.500in) maximum.  
Dimension **Z** not to exceed 100.00mm (3.94in)  
at the widest point.


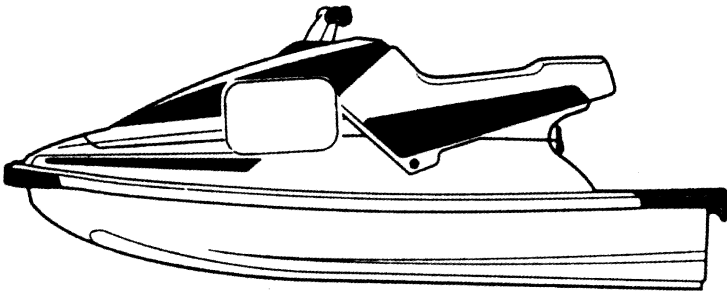

**RUDDER, FIN OR SKEG**

A RUDDER, FIN OR SKEG SHALL BE DEFINED AS ANY FEATURE BELOW THE BOND FLANGE OF THE BOAT WHICH DOES NOT EXCEED THE MINIMUM SIZE OF THE FEATURES SHOWN BELOW.

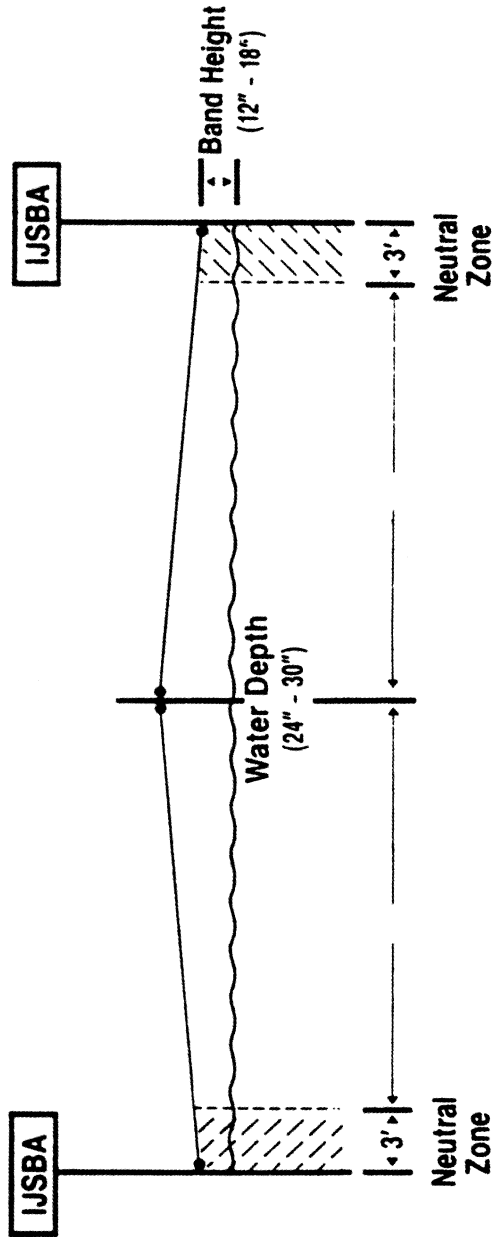




## **Appendix—Racing Number Location**

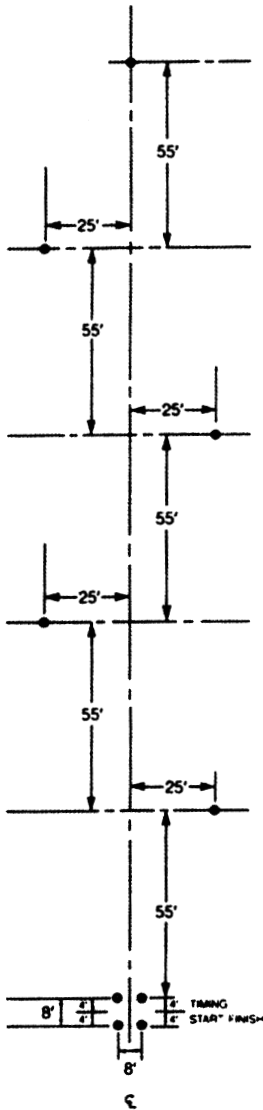


**STARTING LINE LAYOUT**

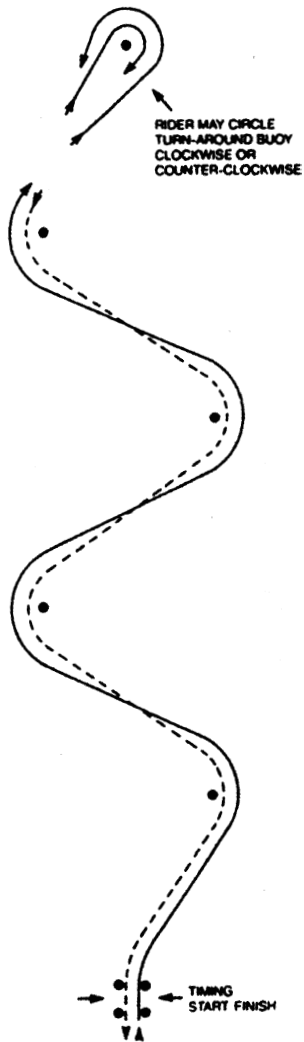


# Appendix—Slalom Course Layout

LAYOUT DIMENSIONS



COURSE ROUTE



## SLALOM COURSE LAYOUT